


Customize your IntelliChain® Alley Scraper to fit your operation!

Corner Wheel



Cover removed for viewing.

Low-Profile Corner Wheel

12" (305 mm) nominal diameter welded plate steel corner wheels feature a low-profile design. 2" (51 mm) diameter hardened axle and nylon sleeve bearings provide low maintenance and long life.




Folding V Scraper

- Low-profile scraper wings and folding design allow easy passage for animals, tractors, and skid-steer loaders when bedding freestalls.
- Replaceable wings available for easy servicing.
- Cleans alleys with widths from 64 to 174 inches (1.6-4.4 m).






Folding Angled Tip-Up Scraper



- Wings pivot to follow wall tightly for better cleaning.
- During the reverse movement, the blades tip up and the wings pivot inward.
- Heavy enough to clean better; extra steel in wear points.
- Cleans alleys with widths from 84 to 192 inches (2.1-4.9 m).

- Replacement blades and wings available for easy servicing.
- Scraper removes easily – center in slot and lift off.
- Scraper can be replaced without removing sled.



Versa Folding V Scraper



- Low-profile scraper wings and folding design allow easy passage for animals, tractors, and skid-steer loaders when bedding freestalls.
- Cleans alleys with widths from 64 to 174 inches (1.6-4.4 m).
- Optional choice of three economical, replaceable, bolt-on blade edges:
 - AR400 STEEL for use with sand bedding.
 - RUBBER for use with rubber mat floors.
 - URETHANE for use with rubber mat floors or concrete (where floor wear is a concern) and sand bedding. This is a great alternative material for longer wear.
- Universal scraper wings are replaceable.



Sleds


Sleds available for on-floor and recessed chain installations. Slider sleds allow chain to pass through for installations with unequal alley lengths.

56½" (1,435 mm) sleds provide scraper stability. 36½" (927 mm) sleds are available where a shorter sled is required.



For Rubber Flooring

Hard nylon rollers located on sled ends and scraper arms position the scraper above the rubber covered alleys, ensuring only rubber blades touch rubber flooring.



Since 1948

Proven Performance You Can Count On!

Patz Corporation

917 Business 141, POB 7 • Pound, Wisconsin 54161-0007

Ph: (920) 897-2251 • Fax: (920) 897-2142

www.patzcorp.com • info@patzcorp.com

PA-26730 Rev. 8/15 ©2013-2017 Patz Corporation Printed in U.S.A.



CAUTION: Never operate Patz equipment without all shields and guards in place. Safety is no accident. Before operating any piece of equipment, be sure to read and understand the operator's manual. This manual should be kept with the machine at all times. Additionally, make sure all safety shields and devices are functioning properly and are securely in place.



For some photos in this brochure, guards were removed for photographic purposes only to allow viewing of the equipment features. Before operating equipment, all guards must be in place. Because Patz continually improves and updates products, Patz reserves the right to change the construction of machines or attachments or any part thereof without incurring any obligation to make like changes on Patz machines, or attachments previously delivered. Specifications and prices subject to change without notice.

Watch video online

Patz - IntelliChain®
Alley Scraper in action!



**FLEXIBLE PAYMENT
PLANS AVAILABLE.
ASK FOR DETAILS.**

