

# 400 MATERIAL MOVER

## Features and Specifications




**FEATURES PATZ HOOK-AND-EYE CHAIN LINK:** Each proven Patz hook-and-eye link is made from more than two pounds (907 g) of steel by advanced closed-die forging. The hook is designed for extra strength, and the eye allows free chain operation and flexibility.

Closed-die forging refines the grain structure and develops the optimum grain flow, which maximizes impact toughness, fracture toughness, and fatigue strength. Patz chain is not a casting. The rounded bearing surfaces produce a flexible chain and the smooth finish allows dependable drive sprocket action.

Patz links produce uniform hardness to resist wear while maintaining maximum strength. Look for the Patz imprint on each link – your guarantee of dependable, reliable performance year-round.





▲ 467



▲ 447

**PATZ STEEL FLITES:** Two models, 467 and 447, are available to meet your needs. Flites are welded to the link – not bolted. An extra wide wear shoe is welded to the bottom of the flite to protect the trough and to extend the operating life.



**FLITE CLEANER** helps prevent material build-up and carry over on flites.



### 400 Material Mover

Chain	400 Hook-and-Eye, All-Steel Link, coated with high-gloss polyester powder coated paint
467 Flite 18" (457mm) wide trough	4" (102mm) High on Outer Edge
447 Flite 18" (457mm) wide trough	2" x 2" x 1/4" (51mm x 51mm x 6.35mm) Angle
Flite Spacing	12" (305mm); 18" (457mm); 24" (610mm)
Trough Width	18" (457mm)
Motor	2 HP, 3 HP, 5 HP, 7.5 HP - Available in Single or Three Phase; Brake Motors Available on Planetary Brake Drive Only
Drive Unit (4 Options)	<ul style="list-style-type: none"> <li>Heavy-Duty Planetary Speed Reducer Standard Drive Unit: Belt-&amp;-Pulley Drive (No Brake)</li> <li>203 Gearbox Reducer Drive Unit; Belt-Pulley Drive</li> <li>Heavy-Duty Roller Chain Reducer Drive</li> <li>Upgrade: Heavy-Duty Planetary Speed Reducer Drive Unit: Chain-Sprocket Drive with Brake &amp; Clutch</li> </ul>
Capacity	41 ft <sup>3</sup> at 36 FPM 18" (457mm) Flite Spacing; Through Trapdoor, 25 ft <sup>3</sup> /minute

#### PRINTED WARRANTY:

Patz chain is backed by a 15 year (5 year full) extended written warranty. Compare the Patz chain's warranty with any other hook-and-eye chain warranty. You will see why Patz chain is your best investment. For your protection, insist on a printed warranty that details all of the items covered and exactly how compensation will be made.

Note: New Patz contact points must be installed at the same time as new Patz chain in order to qualify for warranty.



**CAUTION:** Never operate Patz equipment without all shields and guards in place. *Safety Is No Accident.* Before operating any piece of equipment, be sure to read and understand the operator's manual. This manual should be kept with the machine at all times. Additionally, make sure all safety shields and devices are functioning properly and are securely in place.

For some photos in this brochure, guards were removed for photographic purposes only to allow viewing of the equipment features. Before operating equipment, all guards must be in place. Because Patz continually improves and updates products, Patz reserves the right to change the construction of machines or attachments or any part thereof without incurring any obligation to make like changes on Patz machines, or attachments previously delivered. Specifications and prices subject to change without notice.