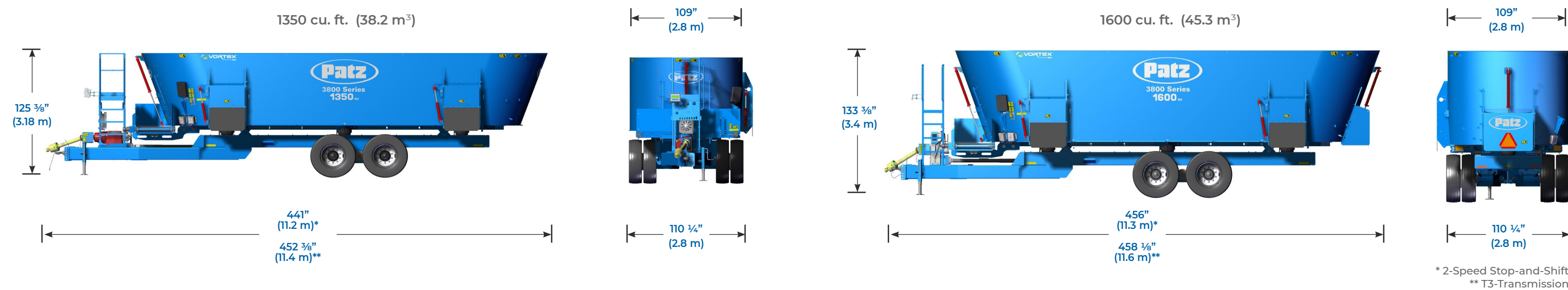




3800 Series Trailer Triple Screw Vertical Mixer

Specifications



3800 Series  Vortex®		U/M	1350XH	1600XH
Mixing Capacity w/ Extensions (9.25 in)		ft³ (m³)	1,545 (43.7)	1,800 (51)
XH Empty Weight		lbs (kg)	37,000 (16,783)	39,000 (17,690)
Max Load @ 25 lb/ft³ w/ Extensions (9.25 in)		lbs (kg)	38,625 (17,520)	45,000 (20,412)
Max Gross Weight		lbs (kg)	70,750 (32,092)	84,000 (38,102)
Floor Thickness		in (mm)	3/4 (19)	
Sidewall Thickness		in (mm)	3/8 (9)	
Door Opening Height x Width (Rear/Front)		in (mm)	30 (762) x 42 (1,067)	
Door Opening Height x Width (Side - 2 Locations)		in (mm)	39 (991) x 34 (864)	
Viewing Platform			Front w/ Right/Left Access	
Screw Flighting Thickness		in (mm)	5/8 (16) and XH 3/4 (19)	
Screw Height x Diameter		in (mm)	34 (991)/ 44 (1,118)/ 54 (1,371)/ 64 (1,626) x 108 (2,743)	
Knife Positions Per Screw			5	7
Operating Speed		RPM	700 - 1,000	
Drive Package			2-Speed Stop-And-Shift or T3 Autoshift	
Minimum PTO HP (Continuous Run)		HP	225	
Trailer Type			Split Dual; Tandem Walking Beam	
Scale System			4-Point	
Tires			(8) 315/70 R22.5 Dual Tires	
OPTIONS				
Screw Knives - Raptor - Serrated Side Extensions - Rubber/Steel	Hay Retainer Discharge Chute w/ or w/o Magnet	Discharge Conveyor Tub Mounted Magnet	Selection of Indicators - Digi-Star® - dinamica generale® - Weigh-Tronix®	Camera Package Ladder (Rear Location) Planetary Cooling System Hydraulic Control Center
<div>CAUTION: Never operate Patz equipment without all shields and guards in place. Safety Is No Accident. Before operating any piece of equipment, be sure to read and understand the operator's manual. This manual should be kept with the machine at all times. Additionally, make sure all safety shields and devices are functioning properly and are securely in place. Specifications and prices subject to change without notice.</div>				