

2400 SERIES II TRAILER TWIN SCREW VERTICAL MIXERS



THE MOST TRUSTED MIXER THE MOST VALUED MIX

- ✓ **Consistent** TMR beyond demo and after the sale - precision feeding for service life.
- ✓ **Capacity** with Balanced Flow Technology no dead spots at struck height!
- ✓ **Cleanout** minimizes residue carryover for balanced rations, batch integrity, and nutrient cost control.

FEEDING IS BELIEVING!
Schedule a DEMO Today!

FEEDINGSOLUTIONS
www.patzcorp.com

INVESTMENT FLEXIBILITY
Ask Dealer for Financing Details




2400 Series II Trailer Twin Screw Vertical Mixer

BALANCED FLOW™ TECHNOLOGY




PROVEN, PATENTED PRODUCTIVITY

Patz exclusive design engineering balances horizontal processing and vertical mixing. The continuous, controlled motion ensures a thorough and consistent mix with superior clean-out.



1. Precision-fitted, AR400 - Component Vortex® screw with cupped fliting creates the Patz signature rolling-boil for faster mixing and high-volume feed flow.



2. Welded, AR400 shear plow wing tight tolerance cleans the tub sidewall for maximum mixing action and cleanout with minimal torque.



3. Contoured patented baffles balance horizontal processing and vertical mixing action in twin and triple screw vertical mixers.



4. The original, stainless steel tub-mounted magnet with patented, reticulum retention design removes tramp metal without restricting feed flow. Feed safer and inspect frequently with quick-opening access.



5. Reversible restrictor plates are located on front left and right rear of tub. Adjust in or out to control forage flow and particle size.



6. Overlapping, surface-primed, 58-80K PSI Ultimate Tensile Strength (UTS) sidewalls reinforced with exterior anchor and interior seam welds, sand blasted, primed and finished with high-gloss hardened, premium paint.



2400 Series II Trailer Twin Screw Vertical Mixer

FEED THE POTENTIAL™

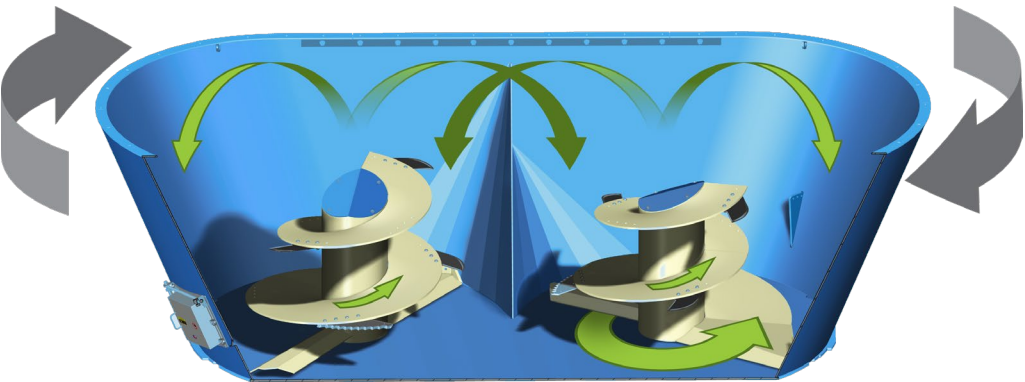
THE PROFESSIONAL PRODUCER'S CHOICE IN TMR

Feed is 65% of operating costs, make every ingredient count with a consistent TMR from start to finish.

- Feed a wider variety of ingredients
- Maximize dietary fiber with large squares and wet or dry standard and high-density round bales
- Batch size flexibility for special needs or pre- and post-fresh groups



UNLEASH THE TOTAL MIX POTENTIAL OF YOUR FEED, YOUR HERD, AND YOUR MANAGEMENT WITH PATZ VERTICAL MIXERS!



Gray arrows indicate direction of screw rotation.
Green arrows indicate Balanced Flow™ of feed



Lowest CV score throughout service life in the industry in independent TMR audits!

- Minimize sorting and reduce refusals with a palatable, well-blended TMR
- Increase dry matter intake (DMI) with uniform theoretical length of cut (TLC)
- Improve TDN utilization by preserving physically effective fiber (peNDF) integrity
- Ensure precision feeding program accuracy with Patz superior cleanout

2400 Series II Trailer Twin Screw Vertical Mixer

Standard Features

Units Available: 650 and 750 cu. ft.



HIGH EFFICIENCY DRIVETRAIN ENGINEERING

Overload Protected, Poly-Sheilded ASABE/ISO/CE Safety Guarded/Harnessed Drive-Line

1 Primary Drive-Line

- Dual-Yoked **Constant Velocity (CV) Joint** PTO minimizes vibration during in-motion pivot operation. Available in:

- 21 Spline 1 3/8 inch (35 mm) PTO
- 20 Spline 1 3/4 inch (45 mm) PTO

- Synchronized **Cut-Out Clutch** protects drive-line and tractor PTO from shock loads and eliminates shear-pins

2 Choice of manual 2-Speed or 2-Speed Powershift transmission backed by 5 Year Pro-Rated Warranty

- Manual 2-Speed Hi-Low transmission with optional cable remote cab control
- 2-Speed Powershift

3 Tertiary Drive-Line with Secondary **Cut-Out Clutch**

4 Heavy Duty 90° Planetary Gearbox backed by a 5 Year Prorated Warranty

- Easy-access grease bank for routine drive-line maintenance

5 Independent oil reservoirs with dip-stick cap to monitor planetary gearbox oil level, centrally located for routine maintenance

DURABLE TUB AND TRAILER DESIGN

6 1/2 inch (13 mm) - Reinforced, Welded Gusset Top Rim

7 1/4 inch (6 mm) or 3/8 inch (9 mm) XH - Overlapping, surface-primed, 58-80K PSI Ultimate Tensile Strength (UTS) sidewalls reinforced with exterior anchor and interior seam welds, finished with high-gloss hardened, premium paint

8 Reversible restrictor plates are located on front left and right rear of tub. Adjust in or out to control forage flow and particle size.

9 Integrally formed, reinforced tub floor provides the solid structure for mixer construction minimizing flex and fatigue:

- 3/4 inch (19 mm) - Solid Steel **Base Plate** with Beveled Sidewall Foundation Joist
- 1/2 inch (13 mm) - Welded Steel **Cantilever Cross Members** evenly distribute orbital mixing torque
- 3/4 inch (19 mm) - Welded Steel Sectional **Sub-Floor** forms a rigid 1 1/2 inch (38 mm) - Planetary Gearbox Mount

10 4 Independent **Weigh Bars** anchor tub to trailer for accuracy, serviceability, and reliability

11 3/8 inch x 6 inch x 10 inch (9.5 mm x 152 mm x 254 mm) - Rectangular **Steel Tube Frame** equalizes load weight from hitch to taillight

12 1/4 inch x 4 inch x 8 inch (6.5 mm x 102 mm x 203 mm) - **Underslung "A" Frame Tongue** design provides 32 inches (81 cm) of strengthened load carrying capacity and turning torsion with a narrow turning radius to safely manage tongue weight

13 Split Dual **Under Slung Split Duals Suspension** on four heavy duty hubs fitted with hybrid DOT spec'd highway truck tire sidewall implement tires

14 Safely view Patz exclusive mixing action from front viewing platform with treaded ladder, hydraulic line stowage, and auxiliary indicator mount

15 Recessed LED taillights with 7-pin ISO connector for safe, visible transport

Some variations may apply to standard and optional equipment for each unit size. Please refer to specifications page for more information.

2400 Series II Trailer Twin Screw Vertical Mixer

Optional Features




FLAT W/ INCLINE EXTENSION

Available as fixed or adjustable hydraulic positioning, RH & LH, cross conveyor extensions may extend 41 or 53 inches.

FRONT DISCHARGE CONVEYOR

Tub-mounted cross conveyors weigh material on conveyor; Trailer-mounted conveyors are unweighted. Flat cross conveyor include RH, LH, revisable, and sliding discharge options.



TUB LINER

Choice of 3/16 inch thick steel or 11 gauge stainless steel for additional wear protection of mixer tub.



SIDE EXTENSION

Designed for durability and flexibility, 9½ inch side extension includes rugged rubber side belting reinforced with steel end wall framework for 15% more capacity.

CHAIN HAY RETAINER

Bolted to the top of the mixer tub, a hay retainer helps guide dry hay inside the tub during mixing.



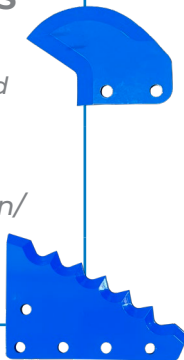
MIXING KNIVES

Install genuine Patz knives to manage long fiber in your ration. Pair Patz patented AR400 RAPTOR® bale knife with our AR400 or hardened Tungsten/Carbide serrated knives in a variety of sizes.

KNIFE OPTIONS

AR400 RAPTOR®
4¼, 4¾, 5½, 7½, and 10 inch

AR400 or Tungsten/Carbide Serrated
10, 12, and 21½ inch



REAR COMMODITY

Pre-mix commodities once and empty into a storage bin. Back mixer into narrow spaces for emptying, and streamline your mixing process.



SIDE DISCHARGE(S)

Side doors can be equipped with a chain conveyor discharge with collapsible steel sides. Available in hydraulic or manual operation.

SIDE CONVEYORS

Side discharge conveyors are 36 inch wide with choice of 36 inch or 54 inch lengths.



PATENTED TUB MAGNET

This Patz Exclusive patented magnet is strong enough to pull tramp metal from the ration while mixing.


DISCHARGE MAGNET


Help protect your livestock by removing trace metal from rations before it reaches your herd.

2400 Series II Twin Screw Vertical Mixer

Specifications



2400 Series II  Vortex®	U/M	650
Mixing Capacity w/ Extensions (9.25 in)	ft³/m³	755 (21)
Weight	lbs (kg)	16,500 (7,484)
XH Empty Weight	lbs (kg)	18,000 (8,165)
Max Load @ 25 lb/ft³	lbs (kg)	16,250 (7,371)
Max Gross Weight	lbs (kg)	32,750 (14,855)
Floor Thickness	in (mm)	3/4 (19)
Sidewall Thickness	in (mm)	1/4 (6); XH 3/8 (9)
Door Opening Height x Width (Rear)	in (mm)	26 (660) x 42 (1,067)
Door Opening Height x Width (Side - 2 Locations)	in (mm)	39 (991) x 34 (864)
Viewing Platform		Front w/ Right/Left Access
Screw Flighting Thickness	in (mm)	5/8 (16); XH 3/4 (19)
Screw Height x Diameter	in (mm)	44 (1,118)/ 54 (1,372) x 96 (2,438)
Knife Positions Per Screw		7
Operating Speed	RPM	1,000
Drive Package		Direct/2-Speed Manual; 2-Speed Powershift, 20/21 - Spline
Minimum PTO HP (Continuous Run)	HP	80
Trailer Type		Split Dual
Scale System		4-Point
Tires		(4) 285/70 R 19.5 Tubeless Implement Truck Tires
OPTIONS		
Screw Knives - Raptor - Serrated Rubber Side Extensions	Hay Retainer Discharge Chute w/ or w/o Magnet Discharge Conveyor Tub Mounted Magnet	Selection of Indicators - Digi-Star® - dinamica generale® - Weigh-Tronix® Camera Package Ladder (Rear Location) Planetary Cooling System Hydraulic Control Center

2400 Series II  Vortex®	U/M	750
Mixing Capacity w/ Extensions (9.25 in)	ft³/m³	860 (24)
Weight	lbs (kg)	17,500 (7,938)
XH Empty Weight	lbs (kg)	19,400 (8,800)
Max Load @ 25 lb/ft³	lbs (kg)	18,750 (8,505)
Max Gross Weight	lbs (kg)	36,250 (16,443)
Floor Thickness	in (mm)	3/4 (19)
Sidewall Thickness	in (mm)	1/4 (6); XH 3/8 (9)
Door Opening Height x Width (Rear)	in (mm)	30 (762) x 42 (1,067)
Door Opening Height x Width (Side - 2 Locations)	in (mm)	39 (991) x 34 (864)
Viewing Platform		Front w/ Right/Left Access
Screw Flighting Thickness	in (mm)	5/8 (16); XH 3/4 (19)
Screw Height x Diameter	in (mm)	44 (1,118)/ 54 (1,372) x 96 (2,438)
Knife Positions Per Screw		7
Operating Speed	RPM	1,000
Drive Package		Direct/2-Speed Manual; 2-Speed Powershift, 20/21 - Spline
Minimum PTO HP (Continuous Run)	HP	80
Trailer Type		Split Dual
Scale System		4-Point
Tires		(4) 285/70 R 19.5 Tubeless Implement Truck Tires
OPTIONS		
Screw Knives - Raptor - Serrated Rubber Side Extensions	Hay Retainer Discharge Chute w/ or w/o Magnet Discharge Conveyor Tub Mounted Magnet	Selection of Indicators - Digi-Star® - dinamica generale® - Weigh-Tronix® Camera Package Ladder (Rear Location) Planetary Cooling System Hydraulic Control Center



A series of 25 horizontal blue lines for writing, spanning the width of the left page.



A series of 25 horizontal blue lines for writing, spanning the width of the right page.



Patz Corporation • Pound, Wisconsin USA
Ph: (920) 897-2251 • info@patzcorp.com • www.patzcorp.com

