



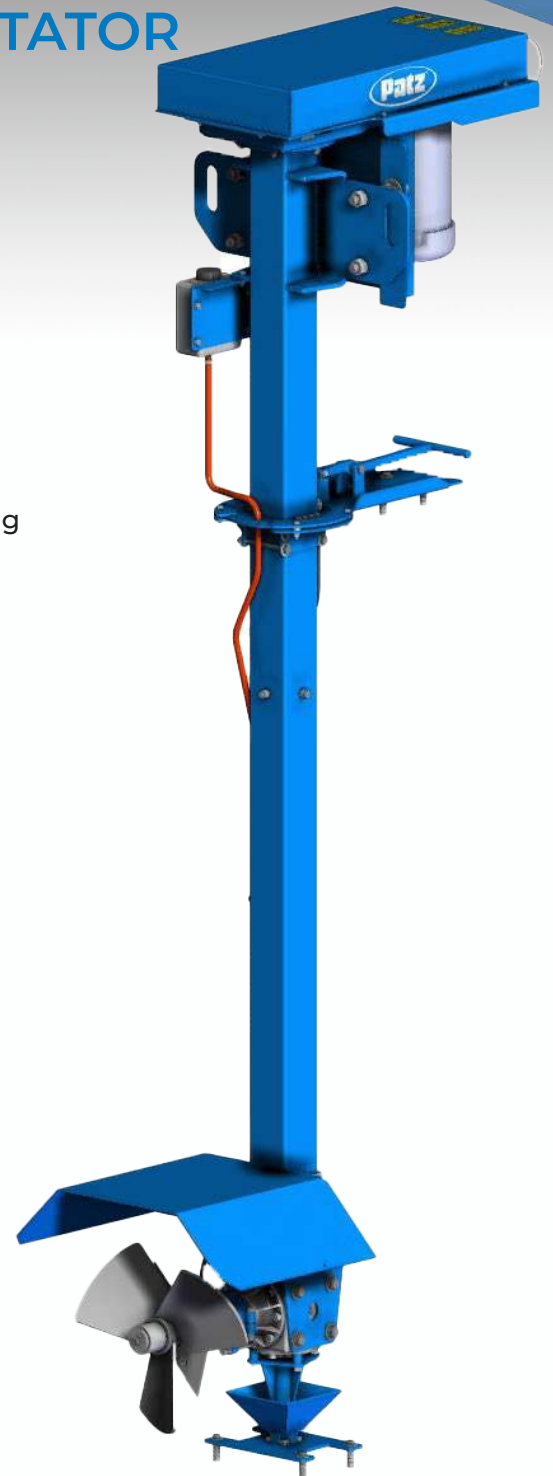
# 616 VERTICAL ELECTRIC PROP AGITATOR

## HIGH PERFORMANCE PROP AGITATOR

*Agitates & Blends FAST*

Designed to agitate liquid-manure storage pits. This agitator mounts on a stationary base secured to reception pit floor.

- ✓ Agitates and blends a variety of waste water consistencies  
*Dairy waste water, Manure separator liquid residues, Flood waters, Hog manure*
- ✓ Fast agitation and blending saves time
- ✓ Unique seal system extends gearbox and bearing life
- ✓ Abrasion resistant steel propeller blades and shear plate along with stainless steel hardware below liquid line extends life
- ✓ Electric motors, 7½, 10, or 15 HP, power the pump
- ✓ Propeller and shear plate reduces clumping
- ✓ "Above pit" oil and grease lines make lubing convenient
- ✓ Anchored pivot allows up-to 270° articulation



# 616 Vertical Electric Prop Agitator


## Features, Benefits & Specifications

616 Vertical Electric Prop Agitator	
Agitator Sizes (measured from pit floor to pit cover top)	6' , 8', 10', 12', 14', 16' (1.8 - 4.8m)
Agitator Capacity, Maximum	9,000 GPM
Power Source	Electric; 7.5, 10, or 15 HP
Agitation Rotation (degrees)	90, 180, 270

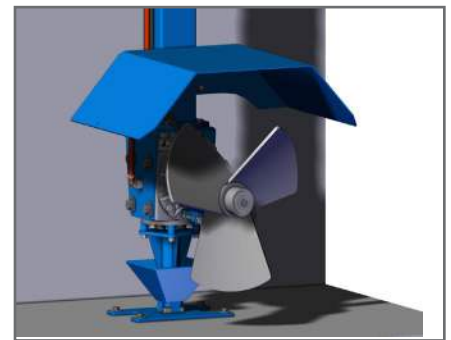
### FEATURES



Choose from a selection of electric motors and pulleys to **meet your** agitation volume requirements.



A **transparent oil reservoir** makes reading oil levels simple. A large fill hole makes adding oil easy.



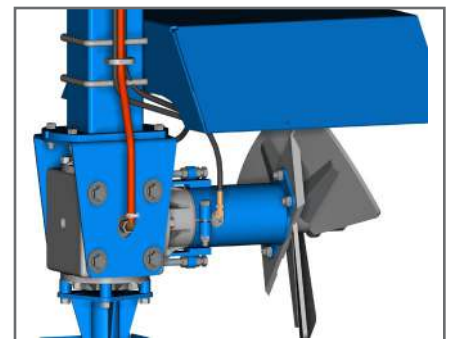
The design of the heavy, abrasion resistant steel **propeller blades** maximizes agitation efficiency for high-volume flow.



**Lifting Holes**, located on top of the pump, allows the unit to **easily be inserted or removed** into the pit using a tractor loader, skid-steer, or winch.



**Locking foot pedal** allows agitator rotation in order to handle a mix of slurry types and improve pit cleanout.



An **adjustable shear plate**, located close to the propeller, breaks up dried or frozen maure for a more homogenous slurry.

**Unique seal system** extends gearbox bearing life.



**CAUTION:** Never operate Patz equipment without all shields and guards in place. **Safety Is No Accident.** Before operating any piece of equipment, be sure to read and understand the operator's manual. This manual should be kept with the machine at all times. Additionally, make sure all safety shields and devices are functioning properly and are securely in place. Specifications and prices subject to change without notice.

For some photos in this brochure, guards were removed for photographic purposes only to allow viewing of the equipment features. Before operating equipment, all guards must be in place. Because Patz continually improves and updates products, Patz reserves the right to change the construction of machines or attachments or any part thereof without incurring any obligation to make like changes on Patz machines, or attachments previously delivered. Specifications and prices subject to change without notice.