

MA-12

CROSS GUTTER MANURE AUGER



SIMPLICITY, RELIABILITY, & FLEXIBILITY

- ✓ 20 - 400 Feet
- ✓ Consistent Pump Feed Rate
- ✓ Homogeneous Flow For Less Agitation

MANURESOLUTIONS
www.patzcorp.com

**THE NEW STANDARD IN COW
COMFORT & HERD HEALTH!**

INVESTMENT FLEXIBILITY
Ask Dealer for Financing Details



MA-12 Cross Gutter Manure Auger

THE ARTERY AT THE HEART OF YOUR MANURE SYSTEM



PATZ ORIGINAL DESIGN:

The **MA-12 Cross Gutter Manure Auger** is the most optimized manure-conveying system available with a total channel length up to **400 ft** with interfaced tandem drives!

The MA-12 is ideally designed as a shallow cross gutter option for alley scraper drop zones up to 200 ft in length on a single drive. For longer gutters (wider barns), augers may be installed in a tandem pusher-puller configuration. The 12 in diameter flighting is optimal for an 18 in x 18 in channel.



PATZ MA-12 FEATURES INCLUDE:

- ▶ 12 ft standard auger sections available in 1 ft increments
- ▶ $\frac{3}{8}$ in (9.5 mm) continuous coil steel flighting
- ▶ 3 in (76 mm) diameter hardened steel coupling shaft
- ▶ Patz exclusive three-pin saddle-clamp coupling for easy service and long-lasting, stable auger sections
- ▶ Coupled hanger with seated UHMW polyethylene symmetrical split sleeve bearing

PATZ REVOLUTIONARY SECTION COUPLING DESIGN ENGINEERED FOR:

- ▶ True auger rotation
- ▶ Operating efficiency
- ▶ Reduced system wear
- ▶ Service and maintenance simplicity

Developed with experienced Patz dealers, the unique MA-12 connection package allows for individual hanger bearing and auger section service and replacement without displacing adjoining sections.




MA-12 Cross Gutter Manure Auger WET CELL SPECIFICATIONS

Drive package options offer installation flexibility for above pit (dry) or immersed (wet) operation. The MA-12 may be integrated via Patz IntelliChain® and IntelliCable® Sentinel control panels into customer's automated Patz manure system and operates at 30 RPM.

FOR RECEPTION PIT PULLER INSTALLATIONS:

- ▶ 5 HP up-to 120 ft with 60.44:1 Direct-drive gearbox
- ▶ 10 HP up-to 200 ft with 58.22:1 Direct-drive gearbox
- ▶ 1:1 HD Dual-chain drive linkage elevates drive package above pit
- ▶ Heavy duty, expanded drive mount with pit wall anchors





(GUARDING REMOVED FOR ILLUSTRATION PURPOSES ONLY)

MA-12 Cross Gutter Manure Auger DRY CELL SPECIFICATIONS

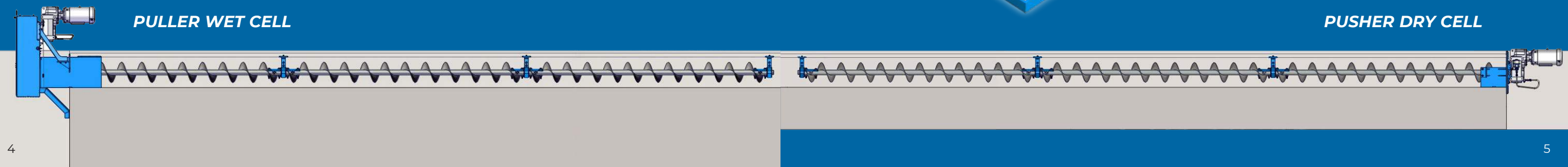
FOR CHANNEL-END PUSHER APPLICATIONS:

- ▶ 5 HP up-to 120 ft with 60.44:1 Direct-drive gearbox
- ▶ 10 HP up-to 200 ft with 58.22:1 Direct-drive gearbox
- ▶ Standard drive mount with channel wall anchors



DON'T FORGET SAFETY!

Protect your farm family, employees, livestock, and equipment with required cross gutter grates!





MA-12 CROSS GUTTER MANURE AUGER - LAYOUT PLANNER

A large grid of small, light blue dots arranged in a regular pattern, intended for use as a layout planner for the MA-12 Cross Gutter Manure Auger.



Patz Corporation • Pound, Wisconsin USA
Ph: (920) 897-2251 • info@patzcorp.com • www.patzcorp.com

