1025C, 1040C, & 1630C

CHAIN & FLITE CONVEYORS

FLEXIBLE, EFFICIENT, & ECONOMICAL

- Customize Layout Based on Needs
- Incline, Decline, Straight-line
- Move a Variety of Materials
- Detachable Steel Chain with Rubber or Steel Flites

1025C, 1040C, & 1630C Chain & Flite Conveyors

MODELS

1025C: 40° ELEVATION FOR INSTALLATION VERSATILITY

- Elevates to 40° creating versatility
- Delivers up to 81 ft^3 ($2.3m^3$) of material per minute
- Covers available to keep out rain and contaminants
- Optional spouts allow precise placement of material

1040C: LOW PROFILE UNIT SPANS UP TO 40'

- Low profile unit spans < 40' (12m)
- Conveys a maximum length of 65'
- Delivers up to 45 ft^3 ($1.3m^3$) of material per minute
- 22 ½° and 7 ½° decline elbows available
- Simple Direct Drive design eliminates need for V-belts and roller chain simplifying maintenance
- Belt & Pulley Drive packages available
- Install drive on either end

1630C: VERSATILE & POPULAR

- 22 ½° decline elbow
- Delivers up to 66 ft^3 ($1.8m^3$) of material per minute
- Bolt-together coupler brackets provide reinforcement and allow 30' (90m) span between supports
- 2 ½', 5', or 10' (0.8, 1.5, 3m) sections allow you to install custom lengths up to 100' (30m)

1025C, 1040C, & 1630C Chain & Flite Conveyors
FEATURES



Detachable Steel Chain with steel-braced, 2 ½" high rubber flites and 12" spacing delivers high capacity.

Elevates 40° allowing for installation versatility..



Easy Maintenance. All belt drive makes maintenance easy. Greasable bearing provide long life.
Note: Guarding removed for viewing.



Short spout assembly attaches on front end of conveyor.



Detachable Steel Chain with 1 ½" high steel flites and 12" spacing delivers high capacity.



Installation Versatility. Motor can be mounted on left or right side.



Optional spouts allow precise placement of material. Optional hopper minimizes spilling and waste.



22 ½° and 7 ½° decline elbows available. Fasten two 7 ½° elbows together to form 15°.



Heat-treated, heavy-duty, double-hook links are welded to 2" x 15 ½" steel flites. Flite spacing is 14 ½". Links are detachable without tools for easy service.



Motor mounts to top or bottom of conveyor. This unit uses a single V-belt with roller chain reduction.
Note: Guarding removed for viewing.

22 ½° Decline Elbow increases flexiblity and permits elevation change without additional motors.



Optional hopper minimizes spilling and waste. Optional spouts allow precise placement of material.

1025C, 1040C, & 1630C Chain & Flite Conveyors
SPECIFICATIONS

STANDARD Equipment	**1025C**	**1040C**	**1630C**
Frame *(Installed Dimensions)*	***Bolt-together, modular*** *trough sections with enclosed chain return,* ***formed 16 ga., high gloss powder coated steel.***		
Overall Length	11' - 26' (3.5 - 8m)	11' - 66' (3.5 - 20m)	11' - 100' (3.5 - 30.5m)
Overall Width	14 ¾" (375mm)		16" (406mm)
Overall Height	12" (305mm)	13" (330mm)	
Height with Covers	17 ¾" (451mm	18 ¾" (476mm)	
Span ***(between supports)***	< 25' (7.6m)	< 40' (12.0m	< 30' (9.1m)
Trough *(Working Dimensions)*			
Trough Length	4' - 25' (1.2 - 7.6m)	10' - 65' (3.0 - 19.8m)	10' - 100' (3.0 - 30.0m)
Trough Width	10" (254mm)		16" (406mm)
Trough Depth	7 ½" (191mm)	6" (152mm)	
Chain	#62; detachable; steel		#66; 7/16" (11mm) heat treated double-hook steel links
Flites ***(Options available)***	2 ½" x 9" (64 x 229mm) PVC 180 COS, Black 12" (350mm) spacing	1 ½" x 9 ½" (38 x 241mm) steel 12" (350mm) spacing	2" x 15 ½" (51 x 394mm) steel 14" (356mm) spacing
Chain Speed ***(Continuous)***	160 FPM	98 FPM	75 FPM
Load Capacity	< 81 ft^3/min (2.3m^3/min); 1,460 lbs/min (662 kg/min)	< 45 ft^3/min (1.3m^3/min); 810 lbs/min (367 kg/min)	< 66 ft^3/min (1.8m^3/min); 1,190 lbs/min (540 kg/min)
On Conveyor	225 lbs/(102kg	535 lbs/(243kg)	1,585 lbs/(719kg)
Chain Take-up ***(Continuous)***	Screw type at Idler End / Tail Pulley		
Bearings	Greasable sleeve	Greasable; prelubricated; sealed; long-life	
OPTIONAL Equipment	**1025C**	**1040C**	**1630C**
Drive Motors	1 HP; Single or 3 Phase		1 -3 HP; Single or 3 Phase
Drive Options	Belt-&-Pulley	Belt-&-Pulley / Direct Drive	Belt-&-Pulley
Motor Mount *(Drive End)*	Top with Double Pulley Reduction	Top or Bottom; C-Face (R/L)	Top or Bottom
Elbow Assembly	n/a	7 ½° (1-9/16"/ft) (x2 @15°; 3 ½ /ft) 22° (5"/ft pitch)	22° (5"/ft pitch)
Covers	10' (3m) Bolt-on		
Hopper	Idler End: *Funnels material into conveyor trough*; Width: 34"; Adds up to 18" Overall Height		
Spouts	Drive End; Short (Extends 9"), or Long (for Inclined)		Extends 7"

SAFETY! It's no accident

CAUTION: Never operate Patz equipment without all shields and guards in place. ***Safety Is No Accident.*** Before operating any piece of equipment, be sure to read and understand the operator's manual. This manual should be kept with the machine at all times. Additionally, make sure all safety shields and devices are functioning properly and are securely in place.

For some photos in this brochure, guards were removed for photographic purposes only to allow viewing of the equipment features. Before operating equipment, all guards must be in place. Because Patz continually improves and updates products, Patz reserves the right to change the construction of machines or attachments or any part thereof without incurring any obligation to make like changes on Patz machines, or attachments previously delivered. Specifications and prices subject to change without notice.

PA-15611 12/23 ©2023 Patz Corporation Printed in U.S.A.
Patz Corporation Pound, WI USA Ph: (920) 897-2251 www.patzcorp.com info@patzcorp.com