2405, 2410, & 3605
BELT CONVEYORS

SIMPLE, RELIABLE, & FLEXIBLE

- Customize Layout Based on Needs
- Ideal for Conveying Light-to-Medium Materials
- Durable High-Gloss Polyester Powder Coating

2405, 2410, & 3605 Belt Conveyors

MODELS

2405: ONE-WAY OR TWO-WAY CONVEYING

- 4 Belt Speeds
- Reversible
  **Not reversible with incline*
- Adjustable elbow or straight-line conveying and plow-off
- Moves high volumes of material

2410: ONE-WAY OR TWO-WAY CONVEYING

- 3 Belt Speeds
- Reversible
  **Not reversible with incline*
- Adjustable elbow or straight-line conveying and plow-off
- Moves high volumes of material

3605: ONE-WAY CONVEYING

- 4 Belt Speeds
- Widest belt conveyor
- Moves high volumes of material

2405, 2410, & 3605 Belt Conveyors

FEATURES

STANDARD FEATURES

Open pan design provides extra capacity and reduces belt friction for lower power requirements. Reduces material buildup on pans for improved belt tracking.

Return wheels carry belt on return bottom to reduce friction for longer belt life and less strain on the drive system.



Precision bearings are sealed and greasable ensuring a long-life and trouble-free, continuous duty.



Convenient adjustment for belt tension and tracking. A 5/8" screw provides up to 20" of belt take-up. The pulley is finned for clean-out.

High-gloss polyester powder coated steel resists rust. The bolt-together conveyor sections are made of heavy-gauge steel for durability.

OPTIONAL FEATURES



PVC Belting Options:

Standard or Low-Stretch, cold temperature belts are available with a textured or smooth surface. A cleated belt is available for 1605. The alligator or clipper splice is stainless steel.



Adjustable 0 - 30° incline and decline. Belt stays concave when passing over the elbow for maximum capacity.
Note: 1605 & 1608 models only.



Optional belt wiper or powered brush belt wiper (shown) cleans the top surface of non-cleated belting.



Loading hopper controls material loading and helps prevent spillage.



Covers available to protect material and conveyor from wind, rain and contaminants.

2405, 2410 & 3605 Belt Conveyors
SPECIFICATIONS

STANDARD Equipment	**2405**	**2410**	**3605**
Direction	Two-way	Two-way	One-way
Overall Lengths *Max length of individual bed section: 10' (3.05mm); Bolt together for lengths > 10' 3.05mm)*	10' - 120' (3.05 - 36.58m) *10" (3.05m) increments* Reversible < 75'	10' - 400' (3.05 - 120.92m) *10" (3.05m) increments* Reversible < 100'	10' - 120' (3.05 - 36.58m) *10" (3.05m) increments*
Frame *concave open bed, formed 14 ga. powder coated steel*	Depth: 6 ½" (165mm) Width: 26 ¾" (679mm)	Depth: 6 ½" (165mm) Width: 26 ¾" (679mm)	Depth: 6 ½" (165mm) Width: 41 ¼" (1048mm)
Belt Width	24" (610mm)	24" (610mm)	36" (914mm)
Belt	Non-standard. Order as optional equipment.		
Belt Speed *dependent on drive selected*	370 ft/min (112.8m/min) 260 ft/min (79.2m/min) 130 ft/min (39.6m/min) 65 ft/min (19.8m/min)	240 ft/min (73.15m/min) 120 ft/min (36.57m/min) 95 ft/min (29m/min)	370 ft/min (112.8m/min) 260 ft/min (79.2m/min) 130 ft/min (39.6m/min) 65 ft/min (19.8m/min)
Drive Pulley (diameter) *Crowned, steel, rubber lagged*	5" (127mm)	10" (254m)	5" (127mm)
Tail Pulley (diameter) *Finned, steel*	5" (127mm)	5" (127mm)	5" (127mm)
Bearings *Long-life, sealed, prelubricated, greasable*	1 ¼" (31.75mm) - Idler and Drive End	1 ¼" (31.75mm) - Idler and Drive End	1 ¼" (31.75mm) - Idler and Drive End
Belt Take-up	Screw-type take-up at tail pulley		
Drive Mount	Non-standard. Order as optional equipment.		
Load Capacity	<209 ft^3/min (5.91m^3/min) 3700 lb/min (1678 kg/min)	<180 ft^3/min (5.1m^3/min) 3250 lb/min (1474 kg/min)	<440 ft^3/min (12.46m^3/min) 3700 lb/min (1678 kg/min)
Span	< 20' (6.096m) between supports		
Electrical Controls	Customer supplied, except optional equipment		
Assembly	Conveyor is shipped unassembled		
OPTIONAL Equipment	**2405**	**2410**	**3605**
Overall Lengths *Intermediate lengths are possible by field cutting*	4' - 120' (1.22 - 36.58m)	4' - 400' (1.22 - 120.92m)	4' - 120' (1.22 - 36.58m)
Belt *Black, PVC, 120 COS* **ask about other options*	Smooth or textured; Standard or cold temp	Smooth or textured; Standard or cold temp	Cleated for 10' - 40' (3.05 - 12.19m)
Drive Mount	Mount in various positions to match installation requirements		
Drive Motors	1-3 HP, 1 or 3 phase electric motor drive; Hydraulic motor drive also available	3 or 5 HP - 1 or 3 phase electric motor drive	1-3 HP, 1 or 3 phase electric motor drive; Hydraulic motor drive also available
Conveyor Supports	Supports and mounting hardware available		
Covers	10' (3.05m) lengths; 16 ga. powder coated	10' (3.05m) lengths; 16 ga. powder coated	10' (3.05m) lengths; 14 ga. powder coated
Loading Hoppers	Material is funneled into conveyor trough		
End Spout	Directs material discharge		
Spout Extension	Attacheds to end spout		
Belt Wipers	Blade or brush for cleaning tops of belt		
Magnets	Ferrous metals are captured as it travels over the magnets		
Adjustable Decline	0 - 30°	0 - 30°	
Adjustable Incline	0 - 30°	0 - 30°	
Convey Sides	Positions material and seals edges to prevent material from getting under belt		
Plow-Off	Designate location on conveyor to plow-off in one direction		
Electrical Control	Reversing drum switch		
Magnetic Pulley	Captures and removes tramp metal from flow		

SAFETY! It's no accident

CAUTION: Never operate Patz equipment without all shields and guards in place. ***Safety Is No Accident.*** Before operating any piece of equipment, be sure to read and understand the operator's manual. This manual should be kept with the machine at all times. Additionally, make sure all safety shields and devices are functioning properly and are securely in place.

For some photos in this brochure, guards were removed for photographic purposes only to allow viewing of the equipment features. Before operating equipment, all guards must be in place. Because Patz continually improves and updates products, Patz reserves the right to change the construction of machines or attachments or any part thereof without incurring any obligation to make like changes on Patz machines, or attachments previously delivered. Specifications and prices subject to change without notice.

PA-19065 11/24 ©2024 Patz Corporation Printed in U.S.A.
Patz Corporation Pound, WI USA Ph: (920) 897-2251 www.patzcorp.com info@patzcorp.com