

IntelliChain®

ALLEY SCRAPERS

patz



IntelliChain




IntelliChain
HD


MANURE SOLUTIONS
www.patzcorp.com

**THE NEW STANDARD IN COW
COMFORT & HERD HEALTH**
with Continuous Cleaning Technology!

INVESTMENT FLEXIBILITY
Ask Dealer for Financing Details


IntelliChain® Alley Scraper DRIVE UNIT





PLANETARY
Gearbox is energy-efficient, uses less horsepower than conventional gearboxes, and provides quiet operation.




DRIVEN PULLEY
Takes power from motor to planetary to pocket sprocket which, in turn, drives the chain.



POCKET SPROCKET
Cradles the chain, effectively driving it in forward or reverse. Connected to the reducer with a tapered bushing, the pocket sprocket is easy to replace (sprockets available in five different colored stages for easy identification).




ELECTRIC MOTOR
Three-phase, ¾-horsepower electric motor efficiently powers the drive unit. (IntelliChain® Alley Scraper will operate on single- or three-phase input power.)



MOTOR PULLEY
A common single belt and pulley design for power transfer from motor to planetary gearbox. Large motor pulley designed for greater belt life.

MANUAL HYDRAULIC TENSIONER OPTION
Tensioning system with hydraulic hand pump and cylinder to manually tension chain.



GUARD DOORS
Provide safety for operators and protection for drive unit components. Opening guard door will activate a safety interlock that automatically shuts the unit down.



SENTINEL CONTROL PANEL

Adjusts to weather, bedding, and manure changes by recalculating the amount of energy required to clean on every cycle.

- 7" (178 mm) color HMI touch screen display.
- 3 operational modes: MANual, CONTinuous, and AUTOMATIC (schedule up to 12 cycles per day).
- Adjustable speed control with drop-zone buffer.
- "Auxiliary Relay Function" sends start signal to automatically engage auxiliary machine.
- Patz innovative and patented Auto-Tensioning option (IntelliChain® HD Only)
- Advanced "Patz Remote Notification" emails and/or text messages operator(s) with scraper status and service updates.
- Patz innovative "Learning System" adapts to seasonal conditions.
- Fiberglass NEMA enclosure with easy-to-use, quick-connect electric cables with pre-wired junction box.
- Programmable BUMP feature protects livestock, equipment, and facility.
- HARD PULL one-button feature for freshly bedded alleys and/or excessive manure.
- QUICK CLEAN feature cleans alley in between scheduled cleanings.
- PARK feature positions scrapers out of traffic when not in use.
- Now with *Patz Sentinel Connect* supporting manure system automation and enabling machine integration.*


*See Patz Sentinel Connect insert for more information on networking your manure system.

TOTAL CIRCUIT UP TO 1,000 ft. (305 m)

IntelliChain® HD Alley Scraper DRIVE UNIT

POCKET SPROCKET

Cradles the chain in hardened plate steel, effectively driving it in forward or reverse. Connected to the reducer on a splined shaft, the pocket sprocket is easy to replace (sprockets available in five different colored stages for easy identification).



MANUAL HYDRAULIC TENSIONER

Tensioning system with hydraulic hand pump and cylinder to manually tension chain.



ELECTRIC MOTOR

Three-phase, 1 HP electric motor efficiently powers the drive unit. (IntelliChain® HD Alley Scraper will operate on single- or three-phase input power.)

DRIVEN PULLEY

Takes power from motor to planetary to pocket sprocket which, in turn, drives the chain.


PATENTED AUTOMATIC TENSIONER

Automatic tensioner system adjusts tension during machine operation avoiding overtensioning by other systems.



HEAVY DUTY PLANETARY

Gearbox is energy-efficient, uses less horsepower than conventional gearboxes, and provides quiet operation.



MOTOR PULLEY

A common single belt and pulley design for power transfer from motor to planetary gearbox. Large motor pulley designed for greater belt life.



FOOT WHEELS

Heavy-duty foot wheel housing redesigned for centered, stationary upright wheel chain tracking and easy service. Wheels surfaced in hardened plate steel to maximize service life without excess chain wear.



DRIVE UNIT CONFIGURATION

Can be placed in straight, corner, parallel, or offset mounting formations for layout flexibility and space savings (see Drive Unit Configurations below). Steel housing encloses drive unit corner wheels for safety and protection. Corner wheels feature hardened axle and nylon bushings for longer life.



"I" (Straight) Position
Basic setup.




"L" (Corner) Position
Positions the drive unit in the alley.



"U" (Parallel) Position
Space saver. Locates drive unit in a corner out of basic travel routes.



"Z" (Offset) Position
Space saver. Narrows the space required for the drive. Alternative for "straight" position.



PATZ CHAIN

High-quality 1/2" (13 mm) hardened steel withstands the stress and friction of contact between links and concrete alleys. To ensure you always receive genuine Patz chain, every sixth link is imprinted with 'PTZ.' Patz chain can be ordered in a variety of lengths, including custom lengths in one-foot increments for splice-free installation.

TOTAL CIRCUIT UP TO 1,800 ft. (549 m)


IntelliChain® & HD Alley Scraper CUSTOMIZATION OPTIONS



LOW-PROFILE CORNER WHEEL

12" (305 mm) nominal diameter welded plate steel corner wheels feature a low-profile design. 2" (51 mm) diameter hardened axle and nylon sleeve bearings provide low maintenance and long life.

**Corner Wheels Available in both Chain and Cable/Rope Options*



ROLLER BEARING CORNER WHEELS

Available in both single and dual chamber lubrication design, robust roller bearings in lubricated seal pack are ideal for sand bedding applications.



FOLDING V SCRAPER

Low-profile scraper wings and folding design allow easy passage for animals, tractors, and skid-steer loaders when bedding freestalls.

Replaceable wings available for easy servicing.


Cleans alley widths from 64 to 174 inches (1.6-4.4 m).



FOLDING ANGLED TIP-UP SCRAPER

Wings pivot to follow wall tightly for better cleaning. During the reverse movement, the blades tip up and the wings pivot inward.

- Cleans alley widths from 84 to 192 inches (2.1-4.9 m).
- Replacement blades and wings available for easy servicing.
- Scraper removes easily – center in slot and lift off. Scraper can be replaced without removing sled.



VERSA FOLDING V SCRAPER

Low-profile scraper wings and folding design allow easy passage for animals, tractors, and skid-steer loaders when bedding freestalls.

- Cleans alley widths from 64 to 174 inches (1.6-4.4 m).
- Optional choice of three economical, replaceable, bolt-on blade edges:
 - AR400 STEEL for use with sand bedding.
 - RUBBER for use with rubber mat floors.
 - URETHANE for use with rubber mat floors or concrete (where floor wear is a concern) and sand bedding. This is a great alternative material for longer wear
- Universal scraper wings are replaceable.

LED INDICATOR LIGHT PACKAGE

Designed to be visible from across the facility. High intensity LEDs signal the system's current operating mode and machine status.



UNLIT (OFF)

Machine is Powered Off and not operating. Locked out/tagged-out for service.



GREEN


Solid: Machine is operating normally.

Flashing: Machine is operating, requires maintenance.



YELLOW

Solid: Machine has been manually turned off by operator (Non-Fault).



RED

Flashing: Machine is stopped due to a system fault. Verify fault, correct operation, and re-start.




SLEDS

Sleds available for on-floor and recessed chain installations. Slider sleds allow chain to pass through for installations with unequal alley lengths.

56½" (1,435 mm) sleds provide scraper stability. 36½" (927 mm) sleds are available where a shorter sled is required.

FOR RUBBER FLOORING

Hard nylon rollers located on sled ends and scraper arms position the scraper above the rubber covered alleys, ensuring only rubber blades touch rubber flooring.



CAUTION: Never operate Patz equipment without all shields and guards in place. Safety is no accident. Before operating any piece of equipment, be sure to read and understand the operator's manual. This manual should be kept with the machine at all times. Additionally, make sure all safety shields and devices are functioning properly and are securely in place.



For some photos in this brochure, guards were removed for photographic purposes only to allow viewing of the equipment features. Before operating equipment, all guards must be in place. Because Patz continually improves and updates products, Patz reserves the right to change the construction of machines or attachments or any part thereof without incurring any obligation to make like changes on Patz machines, or attachments previously delivered. Specifications and prices subject to change without notice.



Patz Corporation • Pound, Wisconsin USA
Ph: (920) 897-2251 • info@patzcorp.com • www.patzcorp.com

