RD-2200 RING DRIVE GATHERING CHAIN
SILO UNLOADER



FEATURES:

- Long service life with a consistent fit between the gathering chain and sprockets.
- High volume unloading allows for fast feeding saving time and money.
- Minimal wear and increased durablility due to manufacturing process and quality materials.
- Maximum performance in hard packed and frozen feed.
- Replacement option for any top unloader - even if silo is partially empty.
- Easy installation - all parts go up the silo chute.
- Well balanced - does not need counterweights.

RD-2200 Silo Unloader

Performance Features

The RD-2200 Silo Unloader combines our aggressive gathering chain in a ring drive. The basic unit adapts to silos 12' - 24' (3.7 - 7.3m) in diameter by adding a cutter-bar section, gathering chain, guards, and blower cap extensions.

The pivot mounted gearbox assures engagement of the drive sprocket into the ring for positive drive.

The Patz ring drive torque limiter features a farm proven radial-pin design to provide accurate torque release under adverse conditions of hard packed and frozen silage while protecting the ring and drive system.



1. **Spring Loaded Pressure Wheel.** Conforms to silo walls.
2. **Blower Cap.** 14-gauge (1.9mm) steel sides and 11-gauge (3mm) steel top.
3. **Chute Pole.** Torque arm assembly supports the blower cap. Fits 12' - 24' (3.7 - 7.3m) diameter silos.
4. **Track Sections.** Contain 11 gauge (3mm) corrosion and wear resisting steel.
5. **Chain Guide Wheel.** Mounted to closely track silo wall.
6. **Motors**. Choice of 7.5 or 10 HP single or three phase motors.
7. **Ring**. 9' (2.74m) ring is flanged to the inside for greater strength. The ring is reversible for additional life.

· *EASILY REMOVES HARD PACKED & FROZEN SILAGE* ·

RD-2200 Silo Unloader

Performance Features

GATHERING CHAIN & SPROCKETS

The PATZ BLUE Gathering Chain includes closed-die forged hardened cutters and claws to deliver consistent and maximum performance.

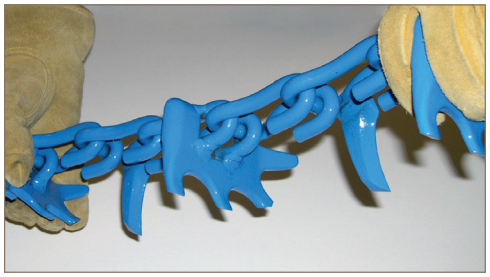

The manufacturing process includes state-of-the-art techniques and a special heat treating process that enables a precise degree of hardening. These closed-die forged and hardened cutters and claws provide superior strength. Excellent performance and fast chain speed (613 ft/min; 186m/min) results in high volume delivery for fast feeding. Corrosion is eliminated due to the all-welded construction.

DRIVE OPTIONS

Select from 3 different unloader rotation speeds to match silo diameter.



Independent motor drive recommended when using a center-fill distributor board.



Roller chain drives this RD-2200 around the ring.

ELECTRICAL JOINT

- Easy to service.
- Easy to grease.
- 7/8" (22 mm) extra wide copper-alloy rings & brushes.
- Large 3-3/4" x 6" (95 x 152mm) easy access opening to brushes.
- One-piece housing sealed against dust & moisture.
- Dielectrically tested to assure all circuitry functions properly.
- Cord features copper construction throughout to carry maximum electrical loads.
- CSA approved cord resists oil, silage acids, moisture and abrasion.



POWER CUTTER

The power cutter's unique design with its spinning action follows the exact curvature of the silo wall.



Spring tension keeps the spinning, self-sharpening knives in position resulting in a "clean-shaven" silo wall.

An oil-bath for the roller chain-driven power cutter provides long service life. Wear shoe is easy to replace and keeps maintenance economical.



This torque limiter protects the ring and drive gearbox from overload while providing positive drive power.

SAFETY EQUIPMENT

Remote pushbutton station allows the operator to control the unloader while servicing and prevents unintentional start up by others.

Control panel with ammeter

RD-2200 Silo Unloader

Features

BLOWER FEATURES

26-inch (660 mm) blower delivers high volumes of silage. Inspection cover removed for easy impeller adjustment.

Note: Guard removed for viewing.



Heavy-duty cast-iron gathering chain drive gearbox provides rigidity for housing machined gears in t the oil-bath transmission.
Note: Cut-away view.

The lower blower band is extra-thick using 1/4" (6.35 mm) abrasion-resisting steel resulting in longer service life and minimal repairs.

Four cupped, adjustable paddles increase blowing power for heavier & wetter forages. The swinging paddles with stainless steel pins ease startup.

Three cupped, adjustable paddles increase blowing power for longer cut, drier, lighter forages. The swinging paddles with stainless steel pins ease startup.

AUTOMATIC LOWERING *(Optional)*

End winch watching and save time. The automatic lowering option maintains a steady, high-volume silage flow. An optional electric motor-driven winch automatically lowers the Patz ring-drive silo unloader after it makes each complete revolution.



The letdown can be adjusted to match the silage condition and desired feed flow rate. To regulate the volume of feed, simply turn the volume control dial toward "Min" or "Max". An ammeter allows you to monitor the load on the silo unloader motor while setting the volume control adjustment.



The automatic lowering control keeps the silage surface level for reliable operation and constant full-flow feeding. This winch control also allows you to easily raise the silo unloader at any time with the push of a button.

If you already own a Patz ring-drive unloader, you can add this automatic lowering option to your present unloader.

Rotation Control allows the blower to clean out before stopping. No need to lift unloader off silage surface.

DISTRIBUTOR SUPPORT BOARD *(Optional)*

Top quality silage requires a uniform distribution for better compaction of materials during the silo filling process. To accomplish this, Patz offers gravity-type and power-assisted distributors.

SAFETY! It's no accident

CAUTION: Never operate Patz equipment without all shields and guards in place. *Safety Is No Accident.* Before operating any piece of equipment, be sure to read and understand the operator's manual. This manual should be kept with the machine at all times. Additionally, make sure all safety shields and devices are functioning properly and are securely in place.

For some photos in this brochure, guards were removed for photographic purposes only to allow viewing of the equipment features. Before operating equipment, all guards must be in place. Because Patz continually improves and updates products, Patz reserves the right to change the construction of machines or attachments or any part thereof without incurring any obligation to make like changes on Patz machines, or attachments previously delivered. Specifications and prices subject to change without notice.

PA-19063 9/23 ©2023 Patz Corporation Printed in U.S.A.
Patz Corporation Pound, WI USA Ph: (920) 897-2251 www.patzcorp.com info@patzcorp.com